



The Sundown Adventureland Xmas Activity Pack

Providing a programme of educational tasks suitable for children in the early years foundation stage, KS1 and KS2 whilst visiting the Park

Contents

Visit Preparation

Arrival at the Park

Activities

Back at School

ARRIVAL AT THE PARK

On arrival at the Theme Park, please use the main entrance, where you will be met by a member of our Visitor Services team who will direct you to the cloakroom area and toilets

Sundown Adventureland cannot be held responsible for personal property left in the cloakroom area.

Organising your group

We suggest that classes are split into smaller groups for the activities to avoid congestion around the specific rides and attractions.

Teachers / Adults should photocopy resources prior to the visit so that the children have a copy for use in the Park. Clipboards and pencils can be borrowed from the Park, subject to availability.



Risk assessments & Disabled access

Details and downloads can be found at our website
www.sundownadventureland.co.uk

Visit Preparation

Involve the children in the planning of the day, discussing travel arrangements, who will be in each group, what food shall we take and don't forget to photocopy enough activity sheets for each child to have one each.

CHRISTMAS TEMPLATES



An alphabetical Christmas

Name: Date:

Learning Objective:
.....

A is for almost there! The excitement begins...

B is for bright, brilliant baubles.

C is for cards, which we write and we send,

D is for donkey, an old, trusted friend,

E is for everyone, enjoying themselves

F is for fairy lights, twinkling in the hall,

G is for gifts, which we love to give,

H is for holly

I is for ice on a cold, frosty morn,

J is for Jesus, a baby is born.

K is for kings, who came from afar,

L is for light, a bright, shining star,

M is for manger, where baby Jesus lay,

N is for the Nutcracker

O is for orange at the bottom of your stocking

P is for presents, we love to receive,

Q is for Queen's speech on Christmas Day

R is for reindeer, pulling the sleigh

S is for Santa, bringing gifts big and small

T is for tree, standing proud and so tall

U is for under, the bright star that shone

V is for victorious, Jesus lives on

W is for wise men, gifts they did bring

X in excitement, we laugh, play and sing

Y is for yacht a Christmas toy

Z is for zzzzzzzzzzzzz at the end of the day





An alphabetical Christmas



Now write your own Christmas A – Z. Try and think of a Christmas item for each letter of the alphabet.


- A
- B
- C
- D
- E
- F
- G
- H
- I
- J
- K
- L
- M
- N
- O
- P
- Q
- R
- S
- T
- U
- V
- W
- X
- Y
- Z

Christmas noun sort



Can you sort these nouns into singular and plural?

The first one is done for you.



singular

toy

plural

toys

Christmas noun sort



Can you rewrite these sentences,
changing the singular words to plural?



1. Father Christmas gave me a new toy for Christmas.



2. Mary took the gift from the shepherd.

3. Santa's elf had been very busy on Christmas Eve.




4. The baby cried because the music was too loud.

5. Mum put the angel on top of the Christmas tree.



6. The wise man came from the East.

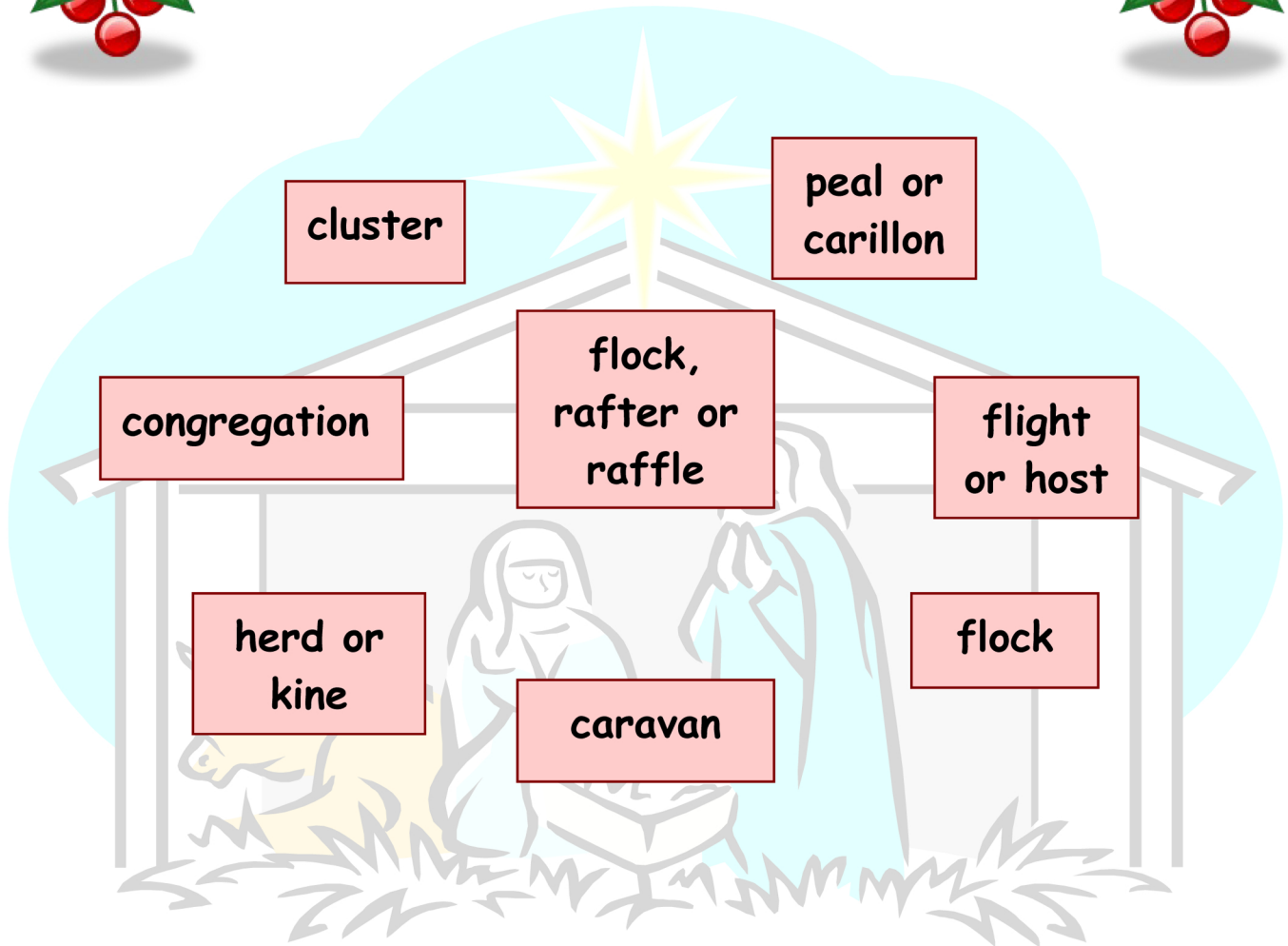
7. Dad bought a cracker from the shop.



Christmas noun sort



Complete the sentences using one of the collective nouns in the box below.



1. A

.....
..... of sheep.

2. A

.....
..... of cattle.

3. A

.....
..... of people.

Christmas noun sort

4. A

.....
..... of turkeys.

5. A

.....
..... of camels.

6. A

.....
..... of angels.

7. A

.....
..... of stars.

8. A

.....
..... of bells.



Answer sheet



Noun sort

Singular: toy, elf, baby, gift, man, angel, cracker.

Plural: toys, elves, babies, gifts, men, angels, crackers.

Sentence changing

1. Father Christmas gave me the new toys of Christmas.

2. Mary took the gifts from the shepherd.

3. Santa's elves had been very busy on Christmas Eve.

Christmas noun sort

4. The babies cried because the music was too loud.
5. Mum put the angels on top of the Christmas tree.
6. The wise men came from the East.
7. Dad bought some crackers from the shop.

Collective nouns

1. A flock of sheep.
2. A herd or kine of cattle.
3. A congregation of people.
4. A flock, rafter or raffle of turkeys.
5. A caravan of camels.
6. A flight or host of angels.
7. A cluster of stars.
8. A peal or carillon of bells.

Make a hanging snowman

Read the instructions and look at the photos to make a hanging snowman!



You will Need

- a snowman template (Christmas Fun 1)
- cotton wool
- glue
- black tissue paper
- orange paper
- a gold Christmas tree
- wool

I. Stick black tissue paper on the hat.



2. Stick cotton wool around the body of the snowman.

Make a hanging snowman

3. Add two eyes in black tissue paper and an orange triangle for a nose.



4. Find the gold Christmas tree shape and stick it onto some wool.

5. Stick the gold Christmas shape down the middle of the snowman so that you can hang it up!



Make a hanging snowman

Sequencing

Can you cut up the photos and place them in the correct order?



Make a hanging snowman

Read the instructions and cut them out. Can you place them in the correct order to make a hanging snowman?



Find the gold Christmas tree shape and stick it onto some wool.



Stick black tissue paper on the hat.



Add two eyes in black tissue paper and an orange triangle for a nose.



Stick the gold Christmas shape down the middle of the snowman so that you can hang it up!



You will need:
A snowman template
Cotton wool
Glue
Black tissue paper
Orange paper
Gold Christmas tree
Wool



Stick cotton wool around the body of the snowman.

Christmas word search

Name: Date: L/O:

Find the 'Christmas' words in the list below in the grid. They could be written across, down or diagonally.

Words to find:

- carol

saviour

tree
- joy

bell

decorations
- holly

ivy

inn
- stable

lights

crib
- star

eat

goose
- turkey

ribbon

angel
- wisemen


manger

baby
- toys

cracker

shepherd

c	a	r	o	l	b	e	e	f	d	t	r	e	e
r	e	t	i	i	m	e	e	l	e	d	i	n	n
a	f	o	m	v	a	u	b	c	s	t	a	r	
c	l	y	b	y	w	e	h	o	l	l	y	i	
k	a	s	m	a	n	g	e	r	b	i	e	b	
e	e	k	l	e	b	y	e	e	a	t	g	y	b
r	t	u	r	k	e	y	d	t	e	h	t	o	
s	h	e	p	h	e	r	d	i	j	t	r	n	
t	b	e	l	l	r	i	g	o	o	s	e	a	
a	e	l	l	m	g	e	i	n	y	a	e	n	
b	s	a	v	i	o	u	r	s	e	b	n	g	
l	y	m	o	p	c	r	i	b	a	b	y	e	
e	e	w	i	s	e	m	e	n	y	a	b	l	



Christmas at Sundown Adventureland

Name: Date:

New For Nov 2010

THE NIGHT BEFORE CHRISTMAS RIDE


**OPENING
SAT 13th NOV**



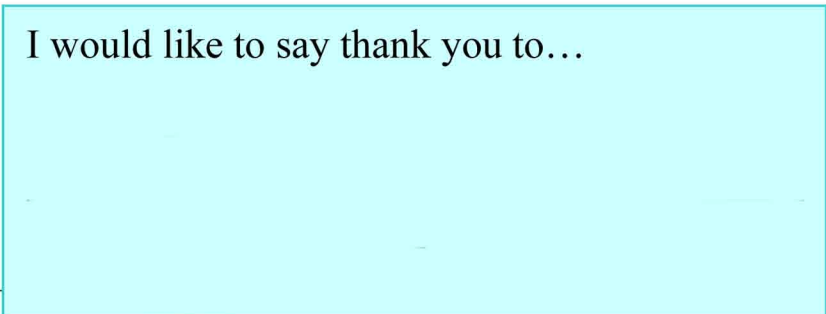
Climb aboard your Sleigh to ride through the magical enchanted forest on your way to visit Santa in his warm, cosy home. Pre book on line, the time and date of your choice (subject to availability) for a no queue visit to Santa.

Make a list of things that you would like for Christmas.

Here is a picture of my favourite present from last Christmas. It is a...



I would like to say thank you to...



Christmas Fun

My favourite Christmas
Film is:



www.sundownadventureland.com

**Draw a picture of how you want your
Christmas tree to look this year**

www.sundownadventureland.com



My favourite Christmas
food is:

**Rides & Attractions at Sundown Adventureland.
Your 3 Favourites**

1

2

3



Follow-up activities

Make a Sundown Adventureland collage with some of the photos you have taken. Add your drawings of your favourite ride, attraction or character in the Park.

Cut out different parts of the Sundown Adventureland brochure and add to the collage.

We hope everybody had an enjoyable day at Sundown and we all look forward to seeing you again on your next visit.